







2013 Municipal Water Use Estimates (Gallons Per Capita Daily): NCTCOG 16-County Region

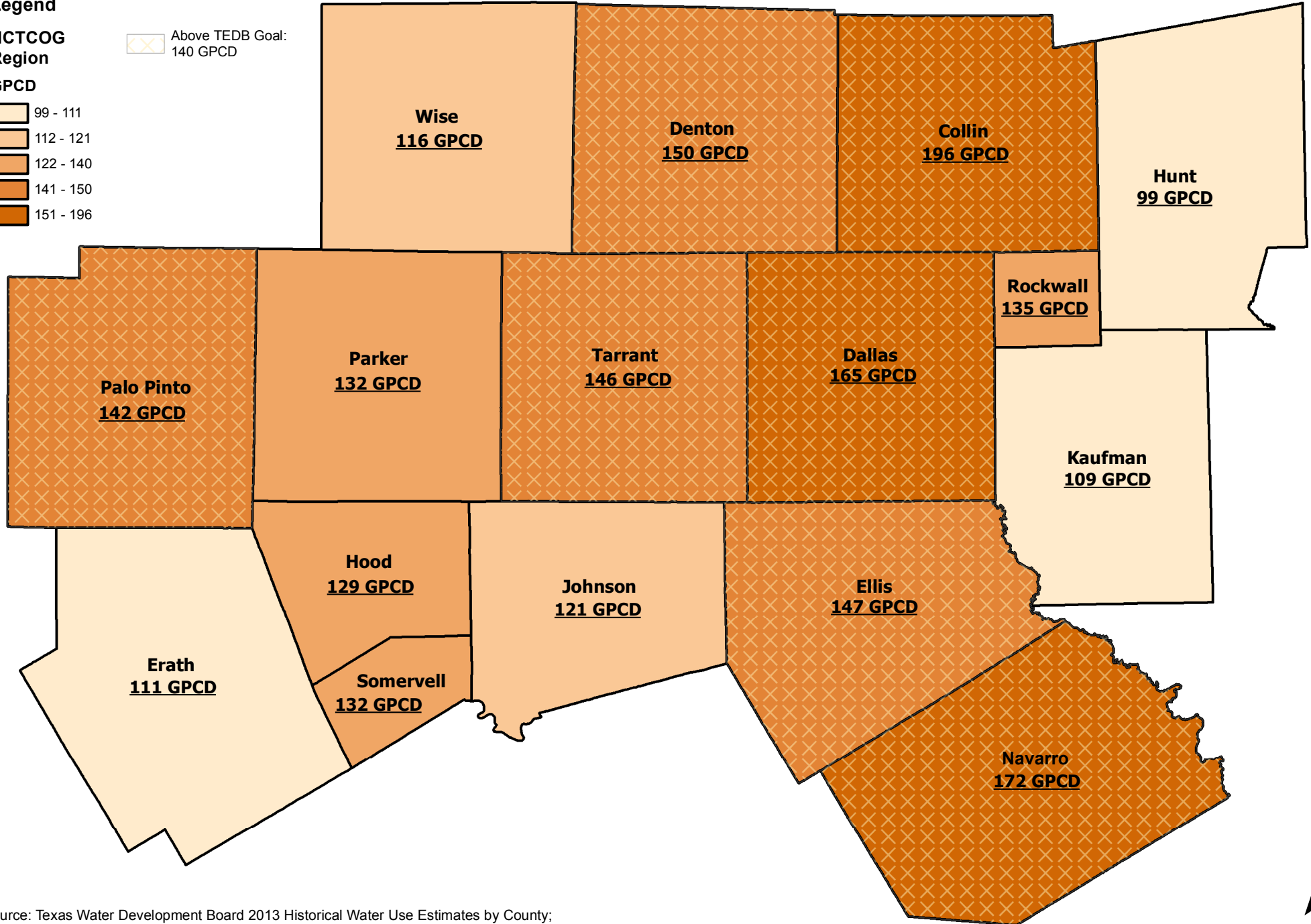
Legend

NCTCOG
Region

 Above TEDB Goal:
140 GPCD

GPCD

-  99 - 111
-  112 - 121
-  122 - 140
-  141 - 150
-  151 - 196



Source: Texas Water Development Board 2013 Historical Water Use Estimates by County;
http://www2.twdb.texas.gov/ReportServerExt/Pages/ReportViewer.aspx?%2fWU%2fSumFinal_CountyReport&rs:Command=Render
Accessed by NCTCOG: December 2015

0 12.5 25 50 Miles

